



## DEEPLOK FINANCIAL SERVICES LIMITED

IDEAL PLAZA, 11/1, SARAT BOSE ROAD,  
SOUTH BLOCK, 2ND FLOOR, ROOM NO. S 207 & 209  
KOLKATA - 700 020  
Phone : 91-33-2283 7495/96, FAX : 91-33- 2283 7497

CIN No: L17115WB1981PLC033469  
E-mail: bachhawatal@gmail.com

Date: 04.04.2014

The Secretary,  
The Calcutta Stock Exchange Limited,  
7, Lyons Range,  
Kolkata 700 001

Dear Sir,


Re : Quarterly Distribution Schedule for the Quarter ended 31.03.2014

Enclosed Please find Quarterly Distribution of shareholding schedule of the Company for the quarter ended 31<sup>st</sup> March'2014 in the prescribed format as per clause 35 of Listing Agreement with Calcutta Stock Exchange.


Kindly acknowledge receipt.

Thanking you,

Yours faithfully,  
For Deeplok Financial Services Ltd.

  
Director

Encl : As above





# MAHESHWARI DATAMATICS PVT. LTD.


REGD. OFF. : 6, MANGOELANE (Surendra Mohan Ghosh Sarani), 2ND FLOOR, KOLKATA - 700 001  
 PHONE : 2243-6029 / 5809, 2248-2248, FAX : (033) 22484787, E mail : mdpl@cal.vsnl.net.in

DEEPLOK FINANCIAL SERVICES LTD  
 IDEAL PLAZA  
 11/1, SARAT BOSE ROAD  
 SOUTH BLOCK, 2ND FLOOR  
 700020

Investors' Grievance Report for the quarter 01/01/2014 to 31/03/2014

06/13

No of Investor Grievances pending at the beginning of the quarter :		NIL
No of Investor Grievances received during the quarter :		0
No of Investor Grievances replied/resolved during the quarter :		0
No of Investor Grievances pending at the end of the quarter :		NIL
Break-up of Investors' Grievances received during the quarter		
Dividend :	0	
Share Certificate :	0	
Annual Report :	0	
Total :	0	



For Maheshwari Datamatics Pvt. Ltd.

Registrars

Dated : 02/04/2014



Scrp Code : - Class of Security : Equity  
 Quarter ended: 31/03/2016

Partly paid-up shares:-	No of partly paid-up shares	As a % of Total No of partly paid-up shares	As a % of Total No of shares of the company
Held by promoter/promoter group	Nil	Nil	Nil
Held by public	Nil	Nil	Nil
Total	Nil	Nil	Nil

Outstanding convertible securities:-	No of Outstanding securities	As a % of Total No of outstanding convertible securities	As a % of Total No of shares of the company, assuming full conversion of the convertible securities
Held by promoter/promoter group	Nil	Nil	Nil
Held by public	Nil	Nil	Nil
Total	Nil	Nil	Nil

Warrants:-	No of warrants	As a % of Total No of warrants	As a % of Total No of shares of the company, assuming full conversion of warrants
Held by promoter/promoter group	Nil	Nil	Nil
Held by public	Nil	Nil	Nil
Total	Nil	Nil	Nil

Total paid-up capital of the company, assuming full conversion of warrants and convertible securities 992595 Shares of Rs.10/- each



**DEEPLOK FINANCIAL SERVICES LTD**

Scrp Code : - Class of Security : Equity Face Value : Rs. 10/-  
 (ii)(c) Statement showing Shareholding Patterns Quarter ended: 31/03/2019

Category Code (I)	Category of Shareholder (II)	No of Share-holders (III)	Total No of Shares (IV)	No of Shares held in Demat Form (V)	Total shareholding as a % of Tot Shrs		Shares otherwise (VIII)
					As a % of (A+B) (VI)	As a % of (A+B+C) (VII)	
<b>A. Promoter and Promoter Group</b>							
<b>1. Indian</b>							
	a. Individuals/Hindu Undivided Family	10	438999	438999	45.7649	45.7649	N i I
	b. Central/State Government(s)						
	c. Bodies Corporate	4	202250	202250	21.347	21.347	N i I
	d. Financial Institutions/Banks						
	e. Any Other						
	<b>Sub Total (A1)</b>	<b>14</b>	<b>641249</b>	<b>641249</b>	<b>67.1113</b>	<b>67.1113</b>	<b>N i I</b>
<b>2. Foreign</b>							
	a. Individuals (NRI/Foreign Individuals)						
	b. Bodies Corporate						
	c. Institutions						
	d. Qualified Foreign Investor						
	e. Any other						
	<b>Sub Total (A2)</b>						
	<b>Total Shareholding of Promoter and Promoter Group A=(A1)+(A2)</b>	<b>14</b>	<b>641249</b>	<b>641249</b>	<b>67.1113</b>	<b>67.1113</b>	<b>N i I</b>
<b>B. Public Shareholding</b>							
<b>1. Institutions</b>							
	a. Mutual Funds/UTI						
	b. Financial Institutions/Banks						
	c. Central/State Government(s)						
	d. Venture Capital Funds						
	e. Insurance Companies						
	f. Foreign Institutional Investors						
	g. Foreign Venture Capital Investors						
	h. Qualified Foreign Investor						
	i. Any Other						
	<b>Sub Total (B1)</b>						
<b>2. Non-Institutions</b>							
	a. Bodies Corporate	11	50300	49675	5.1803	5.1803	
	b. Individuals holding						
	i. Nominal Share Capital up to Rs. 1 Lakh	208	95825	11700	9.8006	9.8006	
	ii. Nominal Share Capital in excess of Rs. 1 Lakh	7	219171	201171	23.0078	23.0078	
	c. Qualified Foreign Investor						
	d. Any Other						
	<b>Sub Total (B2)</b>	<b>216</b>	<b>313296</b>	<b>262546</b>	<b>33.0887</b>	<b>33.0887</b>	
	<b>Total Public Shareholding B=(B1)+(B2)</b>	<b>216</b>	<b>313296</b>	<b>262546</b>	<b>33.0887</b>	<b>33.0887</b>	
	<b>Total (A+B)</b>	<b>230</b>	<b>954545</b>	<b>903795</b>	<b>100.0000</b>	<b>100.0000</b>	



**DEEPLOK FINANCIAL SERVICES LTD**

Strip Code : - Class of Security : Equity Face Value : Rs. 10/-  
 (IIIa) Statement showing Shareholding Pattern Charter dated: 21/03/2014

Category Code (I)	Category of Shareholder (II)	No of Share-holders (III)	Total No of Shares (IV)	No of Shares held in Demat Form (V)	Total Shareholding as a % of Tot Shrs		Shares P otherwise (VIII)
					As a % of (A+B) (VI)	As a % of (A+B+C) (VII)	
<b>D. Shares held by Custodian &amp; against which Depository Receipts have been issued</b>							
	1. Promoter and Promoter Group	Nil	Nil	Nil			Nil
	2. Public	Nil	Nil	Nil			Nil
<b>Grand Total (A)+(B)+(C)</b>		<b>248</b>	<b>982295</b>	<b>982295</b>			<b>100.0000</b>



A. Indian

a. Individuals/Hindu Undivided Family

Sr No	Name of the Shareholder	Details of Shares held		Escrowed shares	Details of warrants		Details of convertible securities		Total Shares (including underlying shares assuming full conversion of warrants and convertible securities) as a % of diluted share capital		
		No of Shares held	As a % of Grand Total (A)+(B)+(C)		No of Warrants held	As a % of Total (A)+(B)+(C) of sub class (VI)=(VII)+(VIII)	No of convertible securities of the same held	As a % of total no of convertible securities of the same class (X)=(XI)+(XII)			
(I)	(II)	(III)	(IV)	(V)	(VI)	(VII)	(VIII)	(IX)	(X)	(XI)	(XII)
1	Rajendra Kumar Bachhawat	50000	9.2379	Nil	Nil	Nil	Nil	Nil	Nil	Nil	9.2379
2	Surendra Kumar Bachhawat	81499	8.6814	Nil	Nil	Nil	Nil	Nil	Nil	Nil	8.6814
3	Mahendra Kumar Bachhawat	63350	7.1751	Nil	Nil	Nil	Nil	Nil	Nil	Nil	7.1751
4	Surendra Kumar Bachhawat	44300	4.6585	Nil	Nil	Nil	Nil	Nil	Nil	Nil	4.6585
5	Rajendra Kumar Bachhawat	43600	4.5770	Nil	Nil	Nil	Nil	Nil	Nil	Nil	4.5770
6	Deepak Bachhawat	37500	3.9566	Nil	Nil	Nil	Nil	Nil	Nil	Nil	3.9566
7	Prakash Bachhawat	30750	3.2280	Nil	Nil	Nil	Nil	Nil	Nil	Nil	3.2280
8	Alok Bachhawat	28900	3.0230	Nil	Nil	Nil	Nil	Nil	Nil	Nil	3.0230
9	Hinari Devi Bachhawat	11000	1.1687	Nil	Nil	Nil	Nil	Nil	Nil	Nil	1.1687
10	Sara; Bachhawat	50	.0052	Nil	Nil	Nil	Nil	Nil	Nil	Nil	.0052
<b>Total :</b>		<b>435949</b>	<b>45.7644</b>	<b>Nil</b>	<b>Nil</b>	<b>Nil</b>	<b>Nil</b>	<b>Nil</b>	<b>Nil</b>	<b>Nil</b>	<b>45.7644</b>



**GAULAT FINANCIAL SERVICES LTD**  
**Statement showing Holdings of Securities (including shares, warrants, convertible securities) of persons belonging to the category**  
**'Promoter and Promoter Group'**  
**Quarter ended 31/03/2019**

Page # 1

**1. Indian**  
**c. Bodies Corporate**

S No	Name of the Shareholder	Details of Shares held			Encumbered shares		Details of warrants		Details of convertible securities		Total Shares (including underlying shares arising from conversion of warrants and convertible securities) as a % of diluted share capital
		No of Shares held	As a % of Grand Total (A)+(B)+(C)	No.	As a %	As a %	No of Warrants held	As a % of total no of warrants of the same held class	No of convertible securities of the same class	As a % of total no of convertible securities of the same class	
(I)	(II)	(III)	(IV)	(V)	(VI)= (VII) (III)+(IV)	(VIII) (V)	(IX) (VI)	(X) (VIII)	(XI) (IX)	(XII) (X)	(XIII)
1	GAULAT FINANCIAL SERVICES PRIVATE LIMITED	68200	7.1699	Nil	Nil	Nil	Nil	Nil	Nil	Nil	7.1699
2	Deeptak Securities Ltd	50450	5.4259	Nil	Nil	Nil	Nil	Nil	Nil	Nil	5.4259
3	Vindysk Dealer Pvt Ltd	45506	4.8665	Nil	Nil	Nil	Nil	Nil	Nil	Nil	4.8665
4	R S N Builders & Securities Pvt Ltd	35250	3.6947	Nil	Nil	Nil	Nil	Nil	Nil	Nil	3.6947
<b>Total :</b>		<b>203250</b>	<b>21.3470</b>	<b>Nil</b>	<b>Nil</b>	<b>Nil</b>	<b>Nil</b>	<b>Nil</b>	<b>Nil</b>	<b>Nil</b>	<b>21.3470</b>



(ii)(c)(i) Statement showing holding of securities (including shares, warrants, convertible securities) of person belonging to the category 'Public' and holding more than 1% of the total no of shares

Sl No	Name of the Shareholder	No of Shares held	Details of warrants		Details of convertible securities		Total shares (including total no of underlying shares convertible assuming full conversion of warrants and securities of the same convertible securities) as a % of diluted share capital
			Shares as a % of total no of shares (i.e. Grand Total (A+B) stated in Statement	No of Warrants held	As a % of total no of Warrants of the same class	No of convertible securities held	
1	SUMARSH TRADU & HOLDING PVT LTD	44675	5.2197	Nil	Nil	Nil	5.2197
2	INDRA KUMAR JAIN	45000	4.7239	Nil	Nil	Nil	4.7239
3	HANPHOGL DEVI BAID	45000	4.7239	Nil	Nil	Nil	4.7239
4	KIRPAL KUMAR SINGHI	44000	4.6190	Nil	Nil	Nil	4.6190
5	SURESH KUMAR JHUMJHUNWALA	25000	2.6244	Nil	Nil	Nil	2.6244
6	SANJEEV KUMAR BAID	24042	2.5447	Nil	Nil	Nil	2.5447
7	HANJARI MALL PANDYA	18000	1.8822	Nil	Nil	Nil	1.8822
8	KAVITA BAID	17930	1.8822	Nil	Nil	Nil	1.8822
9	KARAL SINGH JAIN	18000	1.8822	Nil	Nil	Nil	1.8822
	Total	278046	29.2723	Nil	Nil	Nil	29.2723





(33)(c)(ii) Statement showing holding of securities (including shares, warrants, convertible securities) of persons (together with PAC) belonging to the category 'Public' and holding more than 5% of the total no of shares of the company

Name(s) of the Shareholder(s) and the Persons Acting in SE No Concept (PAC) with them	No of Shares (a) above	Details of warrants		Details of convertible securities			Total shares (including total no of underlying issues convertible including full convertible line of warrants and securities of the same convertible securities) as a % of diluted share capital
		No of Warrants	As a % of total no of Warrants of the same class	No of convertible securities held	% W.r.t total no of convertible securities	Total shares (including total no of underlying issues convertible including full convertible line of warrants and securities of the same convertible securities)	
1. SUHARSH TRADING & HOLDING PVT LTD	49675	5,2147	Nil	Nil	Nil	Nil	5,2147
Total	49675	5,2147	Nil	Nil	Nil	Nil	5,2147



Sl #	Folio/CIID/OpId	Name of the Shareholder	Locked-in Shares	Locked-in shares as a % of total No of shares (i.e., Grand Total (A)+(B)+(C) indicated in Statement of PFR (I)(a) above)	Promoter/Promoter Group/ Public
--- Nil ---					



DEEPLON FINANCIAL SERVICES LTD

(13)(a) Statement showing details of Depository Receipts (DRs) as on 31/03/2014

Sl #	Type of Outstanding DR (DRs, GDRs, EDRs, etc.)	No of outstanding DRs	No of Shares		Grand Total (All (B)+(C) indicated in Statement at para (13)(a) above)
			Shares underlying Outstanding DRs	Shares underlying Outstanding DRs as a % of total No of Shares	

-- Nil --



**DEEPOK FINANCIAL SERVICES LTD**

(12)(b) Statement showing holding of Depository Receipts (DRs), where underlying shares held by 'promoter/promoter group' DRs in excess of 1% of the total no of shares as on 31/03/2014

Sl # Name of the DR holder	Type of Outstanding DR (ADR, GDR, SDR, etc.)	No of Shares	Shares underlying Outstanding	DRs as a % of total No of
		Underlying	Shares (i.e., Grand Total (a))	DRs
		Outstanding	(b)(c) indicated in Statement	at para (12)(a) above

--- Nil ---



DEEPLOK FINANCIAL SERVICES LTD  
Physical / NEOL / COBL Summary Report as on 31/03/2014

	Holders	Shares	% age
Physical :	218	50780	5.3276
N S O L :	22	802929	84.2886
C O S L :	3	98914	10.3838
	240	952575	100.0000



DEEPLOK FINANCIAL SERVICES LTD  
 Distribution Schedule as on 31/03/2014

Share Holding	Upto	Share	Holders	% age	No of Shares	% age
		500	211	87.9167	18625	1.9552
	501 to	1,000	2	.8333	1650	.1732
	1,001 to	2,000	1	.4167	1100	.1155
	2,001 to	3,000	2	.8333	5300	.5564
	3,001 to	4,000	1	.4167	3750	.3937
	4,001 to	5,000	1	.4167	4075	.4278
	5,001 to	10,000	1	.4167	10000	1.0498
	10,001 and Above		21	8.7500	908095	95.3285
Grand Total :			240	100.0000	952595	100.0000



DEEPLOK FINANCIAL SERVICES LTD  
Distribution Schedule as on 31/03/2014

National Value of (Rs.)		Holder's	% age	Amount (Rs.)	% age
Upto	5000	211	87.9167	186250	1.9552
5,001 to	10,000	2	.8333	16500	.1732
10,001 to	20,000	1	.4167	11000	.1155
20,001 to	30,000	2	.8333	53000	.5564
30,001 to	40,000	1	.4167	37500	.3937
40,001 to	50,000	1	.4167	40750	.4278
50,001 to	1,00,000	1	.4167	100000	1.0492
1,00,001 and Above		21	8.7500	9080950	95.3285
Grand Total :		240	100.0000	9525950	100.0000



**18. Public Shareholding**

- No of Shares : 313294  
- % of shareholding : 32.8887

---

**19. Promoters and Promoter Group Shareholding**  
**a) Pledged/Encumbered**

- No of Shares : Nil  
- % of shares : Nil  
(as a % of the total shareholding  
of promoter and promoter group)  
- % of shares : Nil  
(as a % of the total share capital  
of the company)

**b) Non-encumbered**

- No of Shares : 629299  
- % of shares : 100.0000  
(as a % of the total shareholding  
of promoter and promoter group)  
- % of shares : 67.1113  
(as a % of the total share capital  
of the company)

---

