

01e

**DEEPLOK FINANCIAL SERVICES LIMITED**

CIN: L17115WB1981PLC033469



08.04.2015

The Secretary,  
The Calcutta Stock Exchange Limited,  
7, Lyons Range,  
Kolkata 700 001

Dear Sir,

Re : Quarterly Distribution Schedule for the Quarter ended 31.03.2015


Enclosed Please find Quarterly Distribution of shareholding schedule of the Company for the quarter ended 31<sup>st</sup> March'2015 in the prescribed format as per clause 35 of Listing Agreement with Calcutta Stock Exchange.

Kindly acknowledge receipt.



Thanking you,

Yours faithfully,

For Deeplok Financial Services Ltd.

  
Director

Encl : As above





# MAHESHWARI DATAMATICS PVT. LTD.

REGD. OFFICE : 6, MANGO LANE (Surendra Mohan Ghosh Sarani), 2ND FLOOR, KOLKATA - 700 001  
PH. : 2243-5029 / 5809, 2248-2248, FAX : (033) 22484787, E.mail : mdpldc@yahoo.com, Website : www.mdpl.in  
CIN : U20221WB1982PTC034886

DEEPLON FINANCIAL SERVICES LTD  
IDEAL PLAZA  
11/1, SARAT BOSE ROAD  
SOUTH BLOCK, 2ND FLOOR  
700000

## Investors' Grievance Report for the quarter 01/01/2015 to 31/03/2015

No of Investor Grievances pending at the beginning of the quarter	:	NIL
No of Investor Grievances received during the quarter	:	0
No of Investor Grievances replied/resolved during the quarter	:	0
No of Investor Grievances pending at the end of the quarter	:	NIL

## Break-up of Investors' Grievances received during the quarter

Dividend	:	0
Share Certificate	:	0
Annual Report	:	0
Total	:	0

For Maheshwari Datamatics Pvt. Ltd.

Registrar

Dated : 02/04/2015



DEEPLOK FINANCIAL SERVICES LTD

Script Code : - Class of Security : Equity  
Quarter ended: 31/03/2015

Partly paid-up shares:-	No of partly paid-up shares	As a % of Total No of partly paid-up shares	As a % of Total No of shares of the company
Held by promoter/promoter group	Nil	Nil	Nil
Held by public	Nil	Nil	Nil
Total	Nil	Nil	Nil

Outstanding convertible securities:-	No of Outstanding securities	As a % of Total No of outstanding convertible securities	As a % of Total No of shares of the company, assuming full conversion of the convertible securities
Held by promoter/promoter group	Nil	Nil	Nil
Held by public	Nil	Nil	Nil
Total	Nil	Nil	Nil

Warrants:-	No of warrants	As a % of Total No of warrants	As a % of Total No of shares of the company, assuming full conversion of warrants
Held by promoter/promoter group	Nil	Nil	Nil
Held by public	Nil	Nil	Nil
Total	Nil	Nil	Nil

Total paid-up capital of the company, assuming full conversion of warrants and convertible securities 952595 Shares of Rs.10/- each



**DELPLOR FINANCIAL SERVICES LTD**

Script Code : - Name of the Scrip : (CGE) Class of Security : Equity Face Value : Rs. 10/-  
 (I)(a) Statement showing Shareholding Pattern Quarter ended: 31/03/2015

Category Code (I)	Category of Shareholder (II)	No of Share-holders (III)	Total No of Shares (IV)	No of Shares held in Demat Form (V)	Total shareholding as a % of Tot Shrs		Shares pledged or otherwise encumbered		
					As a % of (A+B) (VI)	As a % of (A+B+C) (VII)	Shares (VIII)	As a % (IX)=(VIII)/(IV)*100	
<b>A. Promoter and Promoter Group</b>									
<b>1. Indian</b>									
	a. Individuals/Hindu Undivided Family	10	435949	435949	45.7644	45.7644	Nil	Nil	
	b. Central/State Government(s)								
	c. Bodies Corporate	3	135050	135050	14.1771	14.1771	Nil	Nil	
	d. Financial Institutions/Banks								
	e. Any Other								
	<b>Sub Total (A1)</b>	<b>13</b>	<b>570999</b>	<b>570999</b>	<b>59.9414</b>	<b>59.9414</b>	<b>Nil</b>	<b>Nil</b>	
<b>2. Foreign</b>									
	a. Individuals (NRI/Foreign Individuals)								
	b. Bodies Corporate								
	c. Institutions								
	d. Qualified Foreign Investor								
	e. Any other								
	<b>Sub Total (A2)</b>								
	<b>Total Shareholding of Promoter and Promoter Group A=(A1)+(A2)</b>	<b>13</b>	<b>570999</b>	<b>570999</b>	<b>59.9414</b>	<b>59.9414</b>	<b>Nil</b>	<b>Nil</b>	
<b>B. Public Shareholding</b>									
<b>1. Institutions</b>									
	a. Mutual Funds/UTI								
	b. Financial Institutions/Banks								
	c. Central/State Government(s)								
	d. Venture Capital Funds								
	e. Insurance Companies								
	f. Foreign Institutional Investors								
	Foreign Venture Capital Investors								
	g. Qualified Foreign Investor								
	h. Any Other								
	<b>Sub Total (B1)</b>								
<b>2. Non-Institutions</b>									
	a. Bodies Corporate	12	118600	117975	12.4502	12.4502			
	b. Individuals holding								
	i. Nominal Share Capital up to Rs.1 Lakh	203	43825	13700	4.6066	4.6066			
	ii. Nominal Share Capital in excess of Rs.1 Lakh	7	219171	201171	23.6078	23.6078			
	c. Qualified Foreign Investor								
	d. Any Other								
	<b>Sub Total (B2)</b>	<b>227</b>	<b>361596</b>	<b>330046</b>	<b>40.0586</b>	<b>40.0586</b>			
	<b>Total Public Shareholding B=(B1)+(B2)</b>	<b>227</b>	<b>361596</b>	<b>330046</b>	<b>40.0586</b>	<b>40.0586</b>			
	<b>Total (A)+(B)</b>	<b>240</b>	<b>952595</b>	<b>901045</b>	<b>100.0000</b>	<b>100.0000</b>			



**DEEPLOK FINANCIAL SERVICES LTD**

Script Code :- Class of Security : Equity Face Value : Rs. 10/-  
 (I)(a) Statement showing Shareholding Pattern Quarter ended: 31/03/2015

Category Code (I)	Category of Shareholder (II)	No of Share-holders (III)	Total No of Shares (IV)	No of Shares held in Demat Form (V)	Total shareholding as a % of Tot. Stes		Shares pledged or otherwise encumbered	
					As a % of (A + B) (VI)	As a % of (A+B+C) (VII)	Shares (VIII)	As a % (IX)=(VIII)/(IV)*100
C. Shares held by Custodian & against which Depository Receipts have been issued								
	1. Promoter and Promoter Group		Nil	Nil	Nil		Nil	
	2. Public		Nil	Nil	Nil		Nil	
	<b>Grand Total (A)+(B)+(C)</b>		<b>240</b>	<b>952595</b>	<b>901845</b>		<b>100.0000</b>	



DEEPLOK FINANCIAL SERVICES LTD

(I)(a) Statement showing details of locked-in shares as on 31/03/2015

Page # 1

Sl #	Folio/UID/UpId	Name of the Shareholder	No of Locked-in Shares	Locked-in shares as a % of total No of shares (i.e., Grand Total (A)+(B)+(C) Indicated in Statement at para (I)(a) above)	Promoter/Promoter Group/ Public
NIL					



DEEPLUK FINANCIAL SERVICES LTD

(I)(b) Statement showing holding of securities (including shares, warrants, convertible securities) of persons belonging to the category 'Promoter and Promoter Group'

Quarter ended 31/03/2015

Page 1

1. Indian

a. Individuals/Hindu Undivided Family

Sr No		Name of the Shareholder		Details of Shares held		Encumbered shares		Details of warrants		Details of convertible securities		Total Shares (including underlying shares assuming full conversion of warrants and convertible securities) as a % of diluted share capital
(I)	(II)	No of Shares held	As a % of Grand Total (A)+(B)+(C)	No.	As a %	As a % of Grand Total (A)+(B)+(C) of sub clause (I)(a)	No of Warrants held	As a % of total no of warrants of the same held class	No of convertible securities held	As a % of convertible securities of the same class	(XII)	
(I)	(II)	(III)	(IV)	(V)	(VI)= (V)/ (III)*100	(VII)	(VIII)	(IX)	(X)	(XI)	(XII)	
1	Rajendra Kumar Bachhavat	88000	9.2379	Nil	Nil	Nil	Nil	Nil	Nil	Nil	9.2379	
2	Surendra Kumar Bachhavat	82699	8.6814	Nil	Nil	Nil	Nil	Nil	Nil	Nil	8.6814	
3	Bahendra Kumar Bachhavat	68350	7.1751	Nil	Nil	Nil	Nil	Nil	Nil	Nil	7.1751	
4	Surendra Kumar Bachhavat	49300	4.6595	Nil	Nil	Nil	Nil	Nil	Nil	Nil	4.6595	
5	Rajendra Kumar Bachhavat	43600	4.5779	Nil	Nil	Nil	Nil	Nil	Nil	Nil	4.5779	
6	Deepak Bachhavat	37500	3.9366	Nil	Nil	Nil	Nil	Nil	Nil	Nil	3.9366	
7	Prakash Bachhavat	30750	3.2280	Nil	Nil	Nil	Nil	Nil	Nil	Nil	3.2280	
8	Alok Bachhavat	28900	3.0338	Nil	Nil	Nil	Nil	Nil	Nil	Nil	3.0338	
9	Nishita Devi Bachhavat	11800	1.2387	Nil	Nil	Nil	Nil	Nil	Nil	Nil	1.2387	
10	Saroj Bachhavat	50	.0052	Nil	Nil	Nil	Nil	Nil	Nil	Nil	.0052	
Total :		435949	45.7644	Nil	Nil	Nil	Nil	Nil	Nil	Nil	45.7644	



DEEPLAK FINANCIAL SERVICES LTD

(1)(b) Statement showing holding of securities (including shares, warrants, convertible securities) of persons belonging to the category 'Promoter and Promoter Group' Quarter ended 31/03/2015

Page # 1

1. Indian  
c. Bodies Corporate

		Details of Shares held			Encumbered shares		Details of warrants		Details of convertible securities		Total Shares (including underlying shares assuming full conversion of warrants and convertible securities) as a % of diluted share capital
Sr No	Name of the Shareholder	No of Shares held	As a % of Grand Total (A)+(B)+(C)	No.	As a % (VI)= (VII)/(III)*100	As a % of Grand Total (A)+(B)+(C) of sub class (I)(a) (VII)	No of Warrants held	As a % of warrants of the same class	No of convertible securities of the same class	As a % of convertible securities of the same class	
(I)	(II)	(III)	(IV)	(V)	(VI)	(VII)	(VIII)	(IX)	(X)	(XI)	(XII)
1	Deeplak Securities Ltd	56450	5.9259	Nil	Nil	Nil	Nil	Nil	Nil	Nil	5.9259
2	Vinayak Dealer Pvt Ltd	43500	4.5665	Nil	Nil	Nil	Nil	Nil	Nil	Nil	4.5665
3	R S H Builders & Securities Pvt Ltd	35100	3.6847	Nil	Nil	Nil	Nil	Nil	Nil	Nil	3.6847
<b>Total :</b>		<b>135050</b>	<b>14.1771</b>	<b>Nil</b>	<b>Nil</b>	<b>Nil</b>	<b>Nil</b>	<b>Nil</b>	<b>Nil</b>	<b>Nil</b>	<b>14.1771</b>





(D)(C)(I) Statement showing holding of securities (including shares, warrants, convertible securities) of persons belonging to the category 'Public' and holding more than 1% of the total no of shares

Sr No	Name of the Shareholder	No of Shares held	Details of warrants		Details of convertible securities		Total shares (including total no of underlying shares convertible assuming full conversion of warrants and convertible securities) as a % of diluted share capital	
			Shares as a % of total no of shares i.e., Total (A)+(D)+(E) indicated in Statement at para (I) (a) above)	No of Warrants held	As a % of total no of warrants of the same class	No of convertible securities held		% u.r.t total no of convertible securities of the same class
1	Dazlat Financial Services Private Limited	69300	7.1699	Nil	Nil	Nil	Nil	7.1699
2	SUNDESH TRADE & HOLDING PVT LTD	49675	5.2147	Nil	Nil	Nil	Nil	5.2147
3	INDRA KUMAR JAIN	45000	4.7239	Nil	Nil	Nil	Nil	4.7239
4	MANPAGAL DEVI DAID	45000	4.7239	Nil	Nil	Nil	Nil	4.7239
5	HIRSHAL KUMAR SINGHI	44000	4.6190	Nil	Nil	Nil	Nil	4.6190
6	SURESH KUMAR JHUNJHUNWALA	25000	2.6244	Nil	Nil	Nil	Nil	2.6244
7	SANJEEV KUMAR DAID	24241	2.5447	Nil	Nil	Nil	Nil	2.5447
8	HAJARI HALL PANDYA	18000	1.8896	Nil	Nil	Nil	Nil	1.8896
9	KAVITA DAID	17930	1.8822	Nil	Nil	Nil	Nil	1.8822
10	KANAL SINGH JAIN	10000	1.0498	Nil	Nil	Nil	Nil	1.0498
	Total	347246	36.4421	Nil	Nil	Nil	Nil	36.4421



(D)(c)(ii) Statement showing holding of securities (including shares, warrants, convertible securities) of persons (together with PAC) belonging to the category 'Public' and holding more than 5% of the total no of shares of the company

Sr No	Name(s) of the Shareholder(s) and the Persons Acting in Concert (PAC) with them	No of Shares	Details of warrants		Details of convertible securities		Total shares (including underlying shares assuming full conversion of warrants and convertible securities) as a % of diluted share capital	
			Shares as a % of total no of shares (i.e., Grand Total (A)+(B)+(C) indicated in Statement at para (I)	No of Warrants	As a % of total no of Warrants of the same class	No of convertible securities held		% w.r.t total no of convertible securities of the same class
1	Deepak Financial Services Private Limited	68300	7.1699	Nil	Nil	Nil	Nil	7.1699
2	SUNARSHI TRADE & HOLDING PVT LTD	49675	5.2147	Nil	Nil	Nil	Nil	5.2147
	Total	117975	12.3846	Nil	Nil	Nil	Nil	12.3846



DEEPLOK FINANCIAL SERVICES LTD

(II)(a) Statement showing details of Depository Receipts (DRs) as on 31/03/2015

Sl #	Type of Outstanding DR (ADRs, GDRs, SDRs, etc.)	No of outstanding DRs	No of Shares Underlying Outstanding DRs	Shares underlying outstanding DRs as a % of total No of Shares (i.e., Grand Total (A)+ (B)+(C) indicated in Statement at para (I)(a) above)
------	--	-----------------------------	--	---

--- Nil ---



DEEPLOR FINANCIAL SERVICES LTD

(1D)(b) Statement showing holding of Depository Receipts (DRs), where underlying shares held by 'promoter/promoter group' are in excess of 1% of the total no of shares as on 31/03/2015

Sl # Name of the DR Holder	Type of Outstanding DR (ADRs,CDRs,SDRs,etc.)	No of Shares Underlying Outstanding DRs	Shares underlying outstanding DRs as a % of total no of Shares (i.e., Grand Total (A)+ (B)+(C) indicated in Statement at para (1)(a) above)
----------------------------	---	--	---

--- Nil ---



DEEPLOK FINANCIAL SERVICES LTD  
Physical / NSDL / CDSL Summary Report as on 31/03/2015

	Holdings	Shares	% age
Physical :	215	50750	5.3276
NSDL :	22	802929	84.2886
CDSL :	3	98916	10.3838
	240	952595	100.0000



DEEPLOK FINANCIAL SERVICES LTD  
Distribution Schedule as on 31/03/2015

Notional Value of (Rs.)		Holder*	% age	Amount (Rs.)	% age
Upto	5000	211	87.9167	186250	1.9552
5,001 to	10,000	2	.8333	16500	.1732
10,001 to	20,000	1	.4167	11000	.1155
20,001 to	30,000	2	.8333	53000	.5564
30,001 to	40,000	1	.4167	37500	.3937
40,001 to	50,000	1	.4167	40750	.4278
50,001 to	1,00,000	1	.4167	100000	1.0498
1,00,001	and Above	21	8.7500	9080950	95.3285
Grand Total :		240	100.0000	9525950	100.0000



DEEPLOK FINANCIAL SERVICES LTD  
 Distribution Schedule as on 31/03/2015

Share Holding		Holder	% age	No of Shares	% age
Upto	500	211	87.9167	18625	1.9552
501 to	1,000	2	.8333	1650	.1732
1,001 to	2,000	1	.4167	1100	.1155
2,001 to	3,000	2	.8333	5300	.5564
3,001 to	4,000	1	.4167	3750	.3937
4,001 to	5,000	1	.4167	4075	.4278
5,001 to	10,000	1	.4167	10000	1.0498
10,001 and Above		21	8.7500	908075	95.3285
Grand Total :		240	100.0000	952595	100.0000



**18. Public Shareholding**

- No of Shares : 381596
  - % of shareholding : 40.0586
- 

**19. Promoters and Promoter Group Shareholding**  
a) Pledged/Encumbered

- No of Shares : Nil
- % of shares : Nil  
(as a % of the total shareholding  
of promoter and promoter group)
- % of shares : Nil  
(as a % of the total share capital  
of the company)

b) Non-encumbered

- No of Shares : 570999
  - % of shares : 100.0000  
(as a % of the total shareholding  
of promoter and promoter group)
  - % of shares : 59.9414  
(as a % of the total share capital  
of the company)
- 

