

DEEPLOK FINANCIAL SERVICES LIMITED

CIN: L17115WB1981PLC033469



08.01.2016

The Secretary,
The Calcutta Stock Exchange Limited,
7, Lyons Range,
Kolkata 700 001

Dear Sir,

Re : Quarterly Distribution Schedule for the Quarter ended 31.12.2015

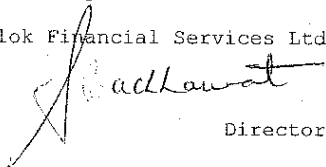
Enclosed Please find Quarterly Distribution of shareholding schedule of the Company for the quarter ended 31st December, 2015 in the prescribed format as per clause 35 of Listing Agreement with Calcutta Stock Exchange.

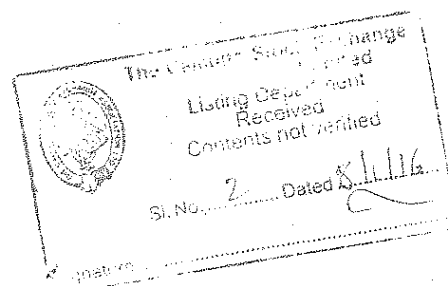
Kindly acknowledge receipt.

Thanking you,


Yours faithfully,

For Deeplok Financial Services Ltd.


Director



Encl : As above





MAHESHWARI DATAMATICS PVT. LTD.

REGD. OFF : 6, MANGO LANE (Surendra Mohan Ghosh Sarani), 2ND FLOOR, KOLKATA - 700 001
 PHONE : 2243-5029 / 5609, 2248-2248, FAX : (033) 22484787, E.mail : mdpl@cal.vsnl.net.in

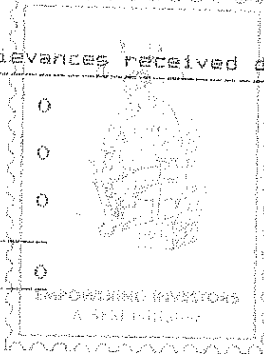
DEEPLOK FINANCIAL SERVICES LTD
 IDEAL PLAZA
 11/1, SARAT BOSE ROAD
 SOUTH BLOCK, 2ND FLOOR
 700020

Investors' Grievance Report for the quarter 01/10/2015 to 31/12/2015


No of Investor Grievances pending at the beginning of the quarter : NIL
 No of Investor Grievances received during the quarter : 0
 No of Investor Grievances replied/resolved during the quarter : 0
 No of Investor Grievances pending at the end of the quarter : NIL

Break-up of Investors' Grievances received during the quarter

| | | |
|-------------------|---|---|
| Dividend | : | 0 |
| Share Certificate | : | 0 |
| Annual Report | : | 0 |
| Total | : | 0 |



For Maheshwari Datamatics Pvt. Ltd.


 Registrars

Dated : 04/01/2016

Format of holding of specified securities

1. Name of Listed Entity: DEEPLOK FINANCIAL SERVICES LTD
2. Scrip Code - Name of Scrip - Class of Security Equity
3. Share Holding Pattern Filed under : Reg. 31(1)(a)/Reg. 31(1)(b)/Reg. 31(1)(c)
 - a. If under 31(1)(b) then indicate the report for Quarter ending
 - b. If under 31(1)(c) then indicate date of allotment/extinguishment

4. Declaration : The Listed entity is required to submit the following declaration to the extent of submission of information:-

| Particulars | Yes* | No* |
|--|------|-----|
| 1 Whether the Listed Entity has issued any partly paid up shares? | | No |
| 2 Whether the Listed Entity has issued any Convertible Securities or Warrants? | | No |
| 3 Whether the Listed Entity has any shares against which depository receipts are issued? | | No |
| 4 Whether the Listed Entity has any shares in Locked-in? | | No |
| 5 Whether any shares held by promoters are pledge or otherwise encumbered? | | No |

* If the Listed Entity selects the option 'No' for the questions above, the column for the partly paid up shares, Outstanding Convertible Securities/Warrants, depository receipts, locked-in shares, No of shares pledged or otherwise encumbered by promoters, as applicable, shall not be displayed at the time of dissemination on the Stock Exchange website. Also wherever there is 'No' declared by Listed Entity in above table the values will be considered as 'Zero' by default on submission of the format of holding of specified securities.

5. The tabular format for disclosure of holding of specified securities is as follows:-



Format of holding of specified securities

1. Name of Listed Entity: DEEPLOK FINANCIAL SERVICES LTD
2. Scrip Code - Name of Scrip - " Class of Security Equity
3. Share Holding Pattern Filed under : Reg. 31(1)(a)/Reg. 31(1)(b)/Reg. 31(1)(c)
 - a. If under 31(1)(b) then indicate the report for Quarter ending
 - b. If under 31(1)(c) then indicate date of allotment/extinguishment

4. Declaration : The Listed entity is required to submit the following declaration to the extent of submission of information:-

| Particulars | Yes* | No* |
|---|------|-----|
| 1) Whether the Listed Entity has issued any partly paid up shares? | | No |
| 2) Whether the Listed Entity has issued any Convertible Securities or Warrants? | | No |
| 3) Whether the Listed Entity has any shares against which depository receipts are issued? | | No |
| 4) Whether the Listed Entity has any shares in Locked-in? | | No |
| 5) Whether any shares held by promoters are pledge or otherwise encumbered? | | No |

* If the Listed Entity selects the option 'No' for the questions above, the column for the party paid up shares, Outstanding Convertible Securities/Warrants, depository receipts, locked-in shares, No of shares pledged or otherwise encumbered by promoters, as applicable, shall not be displayed at the time of dissemination on the Stock Exchange website. Also wherever there is 'No' declared by Listed Entity in above table the values will be considered as 'Zero' by default on submission of the format of holding of specified securities.

5. The tabular format for disclosure of holding of specified securities is as follows -



DEEPIK FINANCIAL SERVICES LTD

Table 1 - Summary Statement of holding of specified securities as on 31/12/2015

| Category of Shareholder (A) | Nos. of Shareholder Shares (B) | No. of fully paid up equity shares held (C) | No. of Partly paid-up equity shares held (D) | No. of shares underlying Depository Receipts (E) | Total nos. shares held (F)=(C)+(D)+(E) | Shareholding as a % of total no. of shares (calculated as per SCRR, 1957) (VII)=(F)/(A+B+C2) | Number of Voting Rights held in each class of securities (X) | | No of shares/Underlying convertible securities (including Warrants) (XI)=(VII)+(X) | Shareholding as a % assuming conversion of securities (as a diluted share capital) (XII)=(VII)+(X) as a % of (A+B+C2) | Number of Locked in shares (XIII) | | Number of shares pledged or otherwise encumbered (XIV) | Number of Shares held in dematerialized form (XV) |
|--------------------------------|--------------------------------|---|--|--|--|--|--|----------|--|---|-----------------------------------|---------------|--|---|
| | | | | | | | Class | Total | | | As a % of total shares held (b) | No. (a) | | |
| Promoter & group | 14 | 639299 | 0 | 0 | 639299 | 67.1113 | 639299 | 0 | 67.1113 | 0.0000 | 0 | 0.0000 | 0 | 639299 |
| Public | 226 | 313296 | 0 | 0 | 313296 | 32.8887 | 313296 | 0 | 32.8887 | 0.0000 | 0 | 0.0000 | NA | 262548 |
| Non Promoter - Non Public | | | | | | NA | | | | | | | NA | |
| Shares underlying DRs | | | | | | | | | | | | | NA | |
| Shares held by Employee Trusts | | | | | | | | | | | | | NA | |
| Total | 240 | 952595 | 0 | 0 | 952595 | 100.0000 | 952595 | 0 | 952595 | 100.0000 | 0 | 0.0000 | 0 | 901848 |



DEEPAK FINANCIAL SERVICES LTD.

Table 1 - Statement showing shareholding pattern of the Promoter and Promoter Group as on 31/12/2015

| (1) | (2) | (3) | (4) | (5) | (6) Number of Voting Rights held in each class of securities (IX) | | (7) | (8) | (9) | (10) | (11) | (12) | (13) | (14) | (15) | (16) | (17) | (18) | |
|-----|---|-----|--------|--------|---|---------|--------|--------|-----|--------|------|--------|------|--------|------|--------|------|--------|--------|
| | | | | | No. of Voting Rights | Class x | | | | | | | | | | | | | |
| (a) | Individuals/Hindu Undivided Family | 10 | 435949 | 457644 | 435949 | 0 | 435949 | 457644 | 0 | 0.0000 | 0 | 0.0000 | 0 | 0.0000 | 0 | 0.0000 | 0 | 0.0000 | 4359 |
| | Rajendra Kumar Bachhawat | 1 | 86000 | 86000 | 86000 | 0 | 86000 | 86000 | 0 | 0.0000 | 0 | 0.0000 | 0 | 0.0000 | 0 | 0.0000 | 0 | 0.0000 | 8600 |
| | Shraddha K. Bachhawat | 1 | 82699 | 82699 | 82699 | 0 | 82699 | 82699 | 0 | 0.0000 | 0 | 0.0000 | 0 | 0.0000 | 0 | 0.0000 | 0 | 0.0000 | 8269 |
| | ANRPR1090 | 1 | 68350 | 68350 | 68350 | 0 | 68350 | 68350 | 0 | 0.0000 | 0 | 0.0000 | 0 | 0.0000 | 0 | 0.0000 | 0 | 0.0000 | 6835 |
| | Rajendra Kumar Bachhawat | 1 | 44300 | 44300 | 44300 | 0 | 44300 | 44300 | 0 | 0.0000 | 0 | 0.0000 | 0 | 0.0000 | 0 | 0.0000 | 0 | 0.0000 | 4430 |
| | AKCHR7193 | 1 | 43600 | 43600 | 43600 | 0 | 43600 | 43600 | 0 | 0.0000 | 0 | 0.0000 | 0 | 0.0000 | 0 | 0.0000 | 0 | 0.0000 | 4360 |
| | Prakash Bachhawat | 1 | 37500 | 37500 | 37500 | 0 | 37500 | 37500 | 0 | 0.0000 | 0 | 0.0000 | 0 | 0.0000 | 0 | 0.0000 | 0 | 0.0000 | 3750 |
| | Alok Bachhawat | 1 | 30750 | 30750 | 30750 | 0 | 30750 | 30750 | 0 | 0.0000 | 0 | 0.0000 | 0 | 0.0000 | 0 | 0.0000 | 0 | 0.0000 | 3075 |
| | Mishri Davi Bachhawat | 1 | 28900 | 28900 | 28900 | 0 | 28900 | 28900 | 0 | 0.0000 | 0 | 0.0000 | 0 | 0.0000 | 0 | 0.0000 | 0 | 0.0000 | 2890 |
| | AGG0P8753D | 1 | 11920 | 11920 | 11920 | 0 | 11920 | 11920 | 0 | 0.0000 | 0 | 0.0000 | 0 | 0.0000 | 0 | 0.0000 | 0 | 0.0000 | 1192 |
| | Saraj Bachhawat | 1 | 50 | 50 | 50 | 0 | 50 | 50 | 0 | 0.0000 | 0 | 0.0000 | 0 | 0.0000 | 0 | 0.0000 | 0 | 0.0000 | 50 |
| (b) | Central Government/State Government(s) | 1 | 50 | 0.0682 | 56 | 0 | 56 | 0.0682 | 0 | 0.0000 | 0 | 0.0000 | 0 | 0.0000 | 0 | 0.0000 | 0 | 0.0000 | 56 |
| (c) | Financial Institutions/Banks | | | | | | | | | | | | | | | | | | |
| (d) | Any Other (specify) | | | | | | | | | | | | | | | | | | |
| | Ecops Corporate | 4 | 203350 | 213470 | 203350 | 0 | 203350 | 213470 | 0 | 0.0000 | 0 | 0.0000 | 0 | 0.0000 | 0 | 0.0000 | 0 | 0.0000 | 203350 |
| | Baudar Financial Services Private Limited | 1 | 68300 | 71699 | 68300 | 0 | 68300 | 71699 | 0 | 0.0000 | 0 | 0.0000 | 0 | 0.0000 | 0 | 0.0000 | 0 | 0.0000 | 68300 |
| | Deeplok Securities Ltd | 1 | 59450 | 59259 | 59450 | 0 | 59450 | 59259 | 0 | 0.0000 | 0 | 0.0000 | 0 | 0.0000 | 0 | 0.0000 | 0 | 0.0000 | 59450 |
| | Vinayak Dealer Pvt Ltd | 1 | 43500 | 45695 | 43500 | 0 | 43500 | 45695 | 0 | 0.0000 | 0 | 0.0000 | 0 | 0.0000 | 0 | 0.0000 | 0 | 0.0000 | 43500 |
| | R S M Builders & Securities Pvt Ltd | 1 | 35100 | 36847 | 35100 | 0 | 35100 | 36847 | 0 | 0.0000 | 0 | 0.0000 | 0 | 0.0000 | 0 | 0.0000 | 0 | 0.0000 | 35100 |
| | Sub Total | 14 | 639299 | 671113 | 639299 | 0 | 639299 | 671113 | 0 | 0.0000 | 0 | 0.0000 | 0 | 0.0000 | 0 | 0.0000 | 0 | 0.0000 | 639299 |
| (2) | Foreign | | | | | | | | | | | | | | | | | | |
| (a) | Individuals Non-Resident | | | | | | | | | | | | | | | | | | |
| (b) | Government | | | | | | | | | | | | | | | | | | |
| (c) | Institutions | | | | | | | | | | | | | | | | | | |
| (d) | Foreign Portfolio Investor | | | | | | | | | | | | | | | | | | |
| (e) | Any Other (specify) | | | | | | | | | | | | | | | | | | |
| | Sub Total | 0 | 0 | 0 | 0 | 0 | 0 | 0 | 0 | 0.0000 | 0 | 0.0000 | 0 | 0.0000 | 0 | 0.0000 | 0 | 0.0000 | 0 |
| | Total Shareholding of Promoter and Promoter Group (A+B+C+D+E) | 14 | 639299 | 671113 | 639299 | 0 | 639299 | 671113 | 0 | 0.0000 | 0 | 0.0000 | 0 | 0.0000 | 0 | 0.0000 | 0 | 0.0000 | 639299 |



| DEEPIK FINANCIAL SERVICES LTD | | | | | | | | | | | | |
|---|------------|----------------------------|--|---------------------------------------|---|--|---|---|--------------------------|--|----------------------------------|---------------------------------------|
| Table III - Statement Showing shareholding pattern of the Public shareholder as on 31/12/2015 | | | | | | | | | | | | |
| Category & Name of the Shareholders (I) | PAN (II) | Nos of sharehold-ers (III) | No. of fully paid up equity shares held (IV) | Partly paid-up equity shares held (V) | Nos. of shares of underlying Depository Receipts (VI) | Total nos. shares held (VII) = (IV) + (V) + (VI) | Shareholding % calculate as per SCRR, 1957) As a % of (VIII) = (VII) / (A+B+C2) | Number of Voting Rights securities (IX) | | Shareholding as a % assuming full conversion of convertible securities (as percentage of share capital) (X) = (VII) / (X) As a % of (A+B+C2) | Number of Locked in shares (XII) | Number of shares pledged or otherwise |
| | | | | | | | | No of Voting Rights | % of Total Voting rights | | | |
| (1) | (2) | (3) | (4) | (5) | (6) | (7) | (8) | (9) | (10) | (11) | (12) | (13) |
| (a) Mutual Funds / UTI | | | | | | | | | | | | |
| (b) Venture Capital Funds | | | | | | | | | | | | |
| (c) Alternate Investment Funds | | | | | | | | | | | | |
| (d) Foreign Venture Capital Investors | | | | | | | | | | | | |
| (e) Foreign Portfolio Investors | | | | | | | | | | | | |
| (f) Financial Institutions / Banks | | | | | | | | | | | | |
| (g) Insurance Companies | | | | | | | | | | | | |
| (h) Provident Funds / Pension Funds | | | | | | | | | | | | |
| (i) Any Other (specify) | | | | | | | | | | | | |
| Sub Total | | 210 | 79755 | 0 | 0 | 79755 | 8.3724 | 79755 | 0 | 79755 | 8.3724 | 0 |
| Central Government / State Government(s) / President of India | | | | | | | | | | | | |
| (2) | | | | | | | | | | | | |
| (3) Non-Institutions | | | | | | | | | | | | |
| (a) Individuals | | | | | | | | | | | | |
| i. Individual shareholders holding nominal share capital upto Rs. 2 lakhs | | | | | | | | | | | | |
| HAJARI MALL PANDYA | H00001 | 1 | 18000 | 0 | 0 | 18000 | 1.8686 | 18000 | 0 | 18000 | 1.8686 | 0 |
| KAVITA BAID | AEEP65478D | 1 | 17930 | 0 | 0 | 17930 | 1.8223 | 17930 | 0 | 17930 | 1.8223 | 0 |
| KAMAL SINGH JAIN | ACQPJ7556L | 1 | 10000 | 0 | 0 | 10000 | 1.0488 | 10000 | 0 | 10000 | 1.0488 | 0 |
| ii. Individual shareholders holding nominal share capital in excess of Rs. 2 lakhs | | 5 | 183241 | 0 | 0 | 183241 | 19.2360 | 183241 | 0 | 183241 | 19.2360 | 0 |
| INDRA KUMAR JAIN | ACIPJ267N | 1 | 45000 | 0 | 0 | 45000 | 4.7238 | 45000 | 0 | 45000 | 4.7238 | 0 |
| MANPHOL DEVI BAID | ADUP64530D | 1 | 45000 | 0 | 0 | 45000 | 4.7238 | 45000 | 0 | 45000 | 4.7238 | 0 |
| NIKMAL KUMAR SINGHI | AMAP55279H | 1 | 44000 | 0 | 0 | 44000 | 4.6190 | 44000 | 0 | 44000 | 4.6190 | 0 |
| SURESH KUMAR | | 1 | 25000 | 0 | 0 | 25000 | 2.6244 | 25000 | 0 | 25000 | 2.6244 | 0 |
| JHUNJHUNWALA | | 1 | 24241 | 0 | 0 | 24241 | 2.5447 | 24241 | 0 | 24241 | 2.5447 | 0 |
| SANJEEV KUNAR BAID | AACP69647Q | 1 | 24241 | 0 | 0 | 24241 | 2.5447 | 24241 | 0 | 24241 | 2.5447 | 0 |
| (b) NEDFi registered with RBI | | | | | | | | | | | | |
| (c) Employee Trusts | | | | | | | | | | | | |
| (d) Overseas Depositories (holding Dris) (balancing figure) | | | | | | | | | | | | |



| DEERLOK FINANCIAL SERVICES LTD. | | | | | | | | | | | | | | | | | |
|---|---|--------------------------|--|---------------------------------------|--|--|---|---|------------------------------|--|----------------------------------|--|---|--------|---|--------|----|
| Table III - Statement Showing shareholding pattern of the Public shareholder as on 31/12/2015 | | | | | | | | | | | | | | | | | |
| (e) | Category & Name of the Shareholders (I) Any Other (specify) | Nos. of shares held (II) | No. of fully paid up equity shares held (IV) | Partly paid up equity shares held (V) | Nos. of shares underlying Depository Receipts (VI) | Total nos. shares held (VII) = (IV) + (V) + (VI) | Shareholding % as per SCRR, 1957, As a % of (A+B+C2) (VIII) | Number of Voting Rights securities (IX) | | Shareholding as a % assuming full convertibility of securities (as a percentage of diluted share capital) (XI) = (VII) + (X) | Number of Locked in shares (XII) | Number of shares pledged or otherwise (XIII) | | | | | |
| | | | | | | | | No. of Voting Rights | % of Total Voting Rights (X) | | | | | | | | |
| (a) | (b) | (c) | (d) | (e) | (f) | (g) | (h) | (i) | (j) | (k) | (l) | (m) | | | | | |
| | Bodies Corporate | 11 | 50300 | 0 | 0 | 50300 | 5.2803 | 50300 | 0 | 50300 | 0 | 0.0000 | 0 | 0.0000 | 0 | 0.0000 | NA |
| | SUHASH TRADE & HOLDING PVT LTD | 1 | 49675 | 0 | 0 | 49675 | 5.2147 | 49675 | 0 | 49675 | 0 | 0.0000 | 0 | 0.0000 | 0 | 0.0000 | NA |
| | Sub Total | 226 | 313296 | 0 | 0 | 313296 | 32.8687 | 313296 | 0 | 313296 | 0 | 0.0000 | 0 | 0.0000 | 0 | 0.0000 | NA |
| | Total Public Shareholding (B) = (B)(1) + (B)(2) + (B)(3) | 226 | 313296 | 0 | 0 | 313296 | 32.8687 | 313296 | 0 | 313296 | 0 | 0.0000 | 0 | 0.0000 | 0 | 0.0000 | NA |



